








# Advantech Ordering Guide Reference Chart



Device	Mounting Kit	Mounting Platform	Restrictions	Add-ons
 <p><b>Advantech POC-W152</b> 10.3 lbs (4.7 kg)*</p>	N/A	 AHM-FITW-D05-35-M	N/A	 Power Supply
		 AHC-1-L4-D4-C0	N/A	
		 AHM-LCD-05	N/A	

# Advantech Ordering Guide Reference Chart



Device	Mounting Kit	Mounting Platform	Restrictions	Add-ons
 <p><b>Power Supply</b> 1.5 lbs (0.9 kg)*</p>	<p>N/A</p>	 <p>PWRHLD-MON</p>	<p>Mounts on MRS rail with AHM/AHC</p>	<p>N/A</p>

\*Weight provided to help approximate mounting capacity. For reference only.