

## Monitor Arms

# AHM Monitor Arm

Adjustable Height



Part Number: AHM-050

**NOTE:** Channel covers are not standard, available as an upgraded option.

## Features

- 180° side to side motion.
- Ability to lock arm in any position.
- Can be mounted directly to any equipment rail or wall channel.
- Integrated cable management.
- Color options available (white is standard).
- Parallel linkage provides consistent viewing angle at any position.
- 17" (43.2 cm) of height adjustment.
- 40 lbs (18.1 kg) arm rating.
- Handle for easy tilt adjustment - no tools required.
- Internal gas spring provides counterbalance.
- Durable, aluminum body.
- Quick release pin for single hand monitor removal.

## Monitor Compatibility

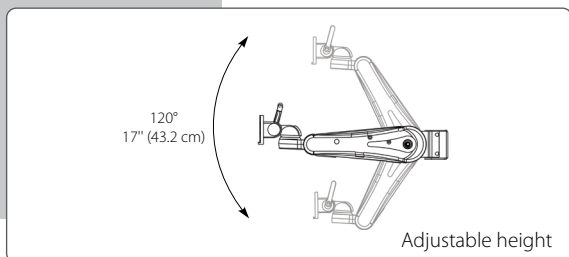
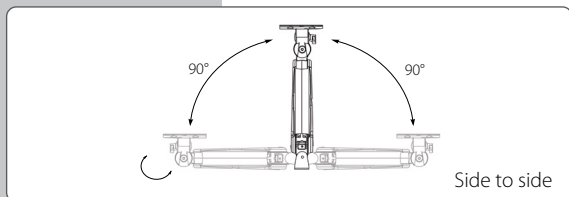
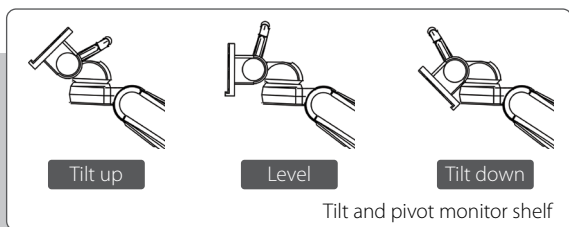
### Patient Monitors

- |                 |               |           |
|-----------------|---------------|-----------|
| • Draeger       | • Welch Allyn | • GE      |
| • Spacelabs     | • Datascope   | • Invivo  |
| • Fukuda Denshi | • Philips     | • Mindray |
| • Nihon Kohden  | • Criticare   | • Masimo  |
| • Datex Ohmeda  | • Infinium    |           |

### LCD Monitors

- |           |             |       |
|-----------|-------------|-------|
| • Toshiba | • Gateway   | • NEC |
| • Sony    | • Advantech | • LG  |
| • Samsung | • DELL      |       |

**NOTE:** Options available for other manufacturers please specify model when ordering.



# Mounting Options for AHM Models



## Channel Mount Options



### Channel to Wall

- Channel mounts directly to the wall.

Part Number: AHM-050



### Channel to Power Column

- AHM mounts directly to existing monitor channel on power column or flatwall.

Part Number: AHM-050



### Channel to Headwall

- Channel mounts directly to existing rail on headwall.
- Channel can be mounted anywhere along length of headwall.

Part Number: AHM-050



### MRS Channel to Equipment Rail

- Channel mounts directly to equipment rails.
- Channel can be mounted anywhere along length of rail.

Part Number: AHM-050

## Direct Rail Mount Options

### Benefits of Direct Rail Mounting

- Eliminates the need for a monitor channel.
- Cleaner, more aesthetically pleasing look.
- Increases flexibility for location of monitor.
- 40 lbs (18 kg) maximum weight rating (less for some models).
- Compatible with various headwall, flatwall, equipment booms and rail systems.



### Direct to Power Column

- Mounts directly to existing vertical rail, on power column or flatwall.

Part Number: AHM-LCD-05-V



### Direct to Headwall

- Mounts directly to existing horizontal rail on headwall.

Part Number: AHM-LCD-05-AT



### Direct to Boom

- Mounts directly to Boom.

Part Number: AHM-050

# AHM Models

Adjustable Height and Side-to-Side Motion



## AHM Monitor Arm



- 18" (45.7 cm) reach.
- 40 lbs (18.14 kg) arm rating.
- $\pm 30^\circ$  degrees tilt.
- Quick release auto locking plunger.

Part Number: AHM-050

## LCD AHM Monitor Arm



- 18" (45.7 cm) reach.
- 40 lbs (18.14 kg) arm rating.
- VESA 75/100 plates included.
- Portrait and landscape viewing.

Part Number: AHM-LCD-05

## Arm Extensions



6" Arm Extension  
24" (61 cm) reach  
Part Numbers:  
AHM-LCD-7F  
AHM-7FX



9" Arm Extension  
27" (68.6 cm) reach  
Part Numbers:  
AHM-LCD-3F  
AHM-3FX



12" Arm Extension  
30" (76.2 cm) reach  
Part Numbers:  
AHM-LCD-1F  
AHM-1FX



16" Arm Extension  
34" (86.3 cm) reach  
Part Numbers:  
AHM-LCD-5F  
AHM-5FX

\*Extensions may be limited depending on configuration and monitor.

## AHM Monitor Arm Part Matrix

### AHM-XXX-(Z)

**05**  
No Extension



**0**  
5" Shelf w/30° tilt limit



**MON**  
Standard  
Channel Adapter

**7F**  
6" (15.24 cm)  
Folding Extension Arm



**2**  
6" Drop on shelf



**AB**  
\*Amico Horizontal Direct  
Mount - Bottom

**3F**  
9" (22.86 cm)  
Folding Extension Arm



**3**  
Philips IntelliVue Shelf



**AT**  
\*Amico Horizontal Direct  
Mount - Top

**1F**  
12" (30.48 cm)  
Folding Extension Arm



**4**  
Accessory add on top



**V**  
\*Amico Vertical  
Rail Adapter

**5F**  
16" (40.64 cm)  
Folding Extension Arm



**6**  
5" Shelf for back mounts



**G**  
\*Hill-Rom Vertical Rail  
Adapter



**7**  
5" Shelf w/slide-in VESA 75/100 Plate



**D**  
Dovetail/Ohmeda



**8**  
3" Shelf w/30° tilt limit

## LCD AHM Monitor Arm Part Matrix

### AHM-LCD-XX-(Z)

**05**  
No Extension



**MON**  
Standard  
Channel Adapter

**7F**  
6" (15.24 cm)  
Folding Extension Arm



**AB**  
\*Amico Horizontal  
Direct Mount - Bottom

**3F**  
9" (22.86 cm)  
Folding Extension Arm



**AT**  
\*Amico Horizontal  
Direct Mount - Top

**1F**  
12" (30.48 cm)  
Folding Extension Arm



**V**  
\*Amico Vertical  
Rail Adapter

**5F**  
16" (40.64 cm)  
Folding Extension Arm



**G**  
\*Hill-Rom  
Vertical Rail Adapter

## Standard Plates Provided

### VESA 75



Side View

### VESA 100



Side View



**D**  
Dovetail/Ohmeda

\* Direct mount options not available with extensions.

\* Direct mount options not available with extensions.

# Computer Mounting Accessories



## Power Bar



- Hospital grade, 4 power outlets.
- 120 VAC, 60 Hz.

Part Number: PWRBAR4-MON

## Power Holder



- Holds most power adapters for PCs, patient monitors and LCDs.

Part Number: PWRHLD-MON

## Cord Hook



- Manage cables, cords and other hanging wires.
- Attach to the bottom of any monitor arm.

Part Number (2 hooks): CRDHLDLDR  
Part Number (4 hooks): CRDHLDLR2

## Bar Code Scanner Holder



- Universal bar code scanner holder.

Call for part number.

## LCD Handle



- Ergonomic handles can be added to any Amico LCD mount.
- Knuckle guard protects walls and user's hands.

Part Number: MON-LCD-HANDLE

## Cord Wrap



- Ideal for managing wires and cords.

Part Number: CORDWRAP

## Monitor Channel



- Standard wall channel 34" (86.3 cm).
- Meets seismic requirements.
- Custom lengths are welcome.

Part Number: MRS-S034

## Channel Covers



- Easy way to hide wires
- Available in patterns and colors to match any decor.

Call for part number.

## Monitor Handle



- Easy grab handle.

Part Number: AHM-HAND-00

## Wire Baskets



10" W x 10" D x 4" H  
(25.4 cm x 25.4 cm x 10.16 cm)  
White wire basket.  
Part No: 101004-MON-BB



10" W x 06" D x 09" H  
(25.4 cm x 15.24 cm x 22.86 cm)  
White wire basket.  
Part No: 100609-MON-BB



13" W x 09" D x 07" H  
(33.02 cm x 22.86 cm x 17.78 cm)  
White wire basket.  
Part No: 130907-MON-BB



13" W x 09" D x 07" H  
(33.02 cm x 22.86 cm x 17.78 cm)  
BP cuff basket.  
Part No: CUFBASK-MON

All baskets can be sterilized.

## CPU Mounts



- Clamp style CPU mount.

1.5" - 3" (3.81 cm - 7.62 cm)  
Part No: CPUMNT1-MON

1.5" - 7" (3.81 cm - 17.78 cm)  
Part No: CPUMNTA-MON

7" - 9.5" z(17.78 cm - 24.13 cm)  
Part No: CPUMNT4-MON



- Thin client mount behind LCD.

10" x 10" x 1.75"  
(25.4 cm x 25.4 cm x 4.45 cm)

10" x 10" x 3"  
(25.4 cm x 25.4 cm x 7.62 cm)

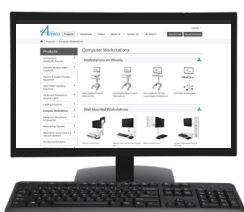


- Enclosed CPU mount.



- Tangent rugged mini mount.

Please visit [www.amico.com](http://www.amico.com) for all technical specifications, installation instructions, detailed AutoCAD drawings, and more Mounting Solutions.



Distributed By:

