














Device	Mounting Kit	Mounting Platform	Restrictions	Add-ons
 <p><b>Carescape B650</b> 21.6 lbs (9.8 kg)*</p>	<p>N/A (The Carescape B650 has a 0 head compatible plate built into the bottom)</p>	 <p>AHM-050</p>	<p>N/A</p>	 <p>Cuffs and Patient Leads</p>  <p>GE Unity</p>  <p>GE PDM</p>
		 <p>SSM-050</p>	<p>N/A</p>	
		 <p>TTM-05-450-A00</p>	<p>N/A</p>	

# GE Healthcare Ordering Guide Reference Chart



Device	Mounting Kit	Mounting Platform	Restrictions	Add-ons
 <p><b>Cuffs and Patient Leads</b></p>	N/A	 <p>100609-MON-BB</p>	Mounts on MRS rail with AHM/SSM	N/A
 <p><b>GE Unity</b> 2.4 lbs (1.1 kg)*</p>	 <p>GE-UNITY-PLT-00 0.3 lbs (0.1 kg)*</p>	 <p>GE-8000-MON-00</p>	Mounts on MRS rail with AHM/SSM	N/A
 <p><b>GE PDM</b> 2.8 lbs (1.3 kg)*</p>	N/A	N/A	Mounts beside the monitor	N/A

\*Weight provided to help approximate mounting capacity. For reference only.