














Device	Mounting Kit	Mounting Platform	Restrictions	Add-ons
 <p>DASH 4000 12.2 lbs (5.5 kg)*</p>	<p>N/A (The DASH 4000 has a 0 head compatible plate built into the bottom)</p>	 <p>AHM-050</p>	<p>N/A</p>	 <p>RAC2</p>  <p>Cuffs and Patient Leads</p>
		 <p>SSM-050</p>	<p>N/A</p>	
		 <p>TTM-05-450-A00</p>	<p>N/A</p>	

Device	Mounting Kit	Mounting Platform	Restrictions	Add-ons
 <p>RAC2 5 lbs (2.3 kg)*</p>	N/A	 <p>GE-RAC2M-MON-00</p>	Mounts on MRS rail with AHM/SSM	N/A
	 <p>GE-RAC4-SI-00 1.5 lbs (0.7 kg)*</p>	 <p>AHM-050</p>  <p>SSM-050</p>	Mounts below with primary device on AHM/SSM	N/A
 <p>Cuffs and Patient Leads</p>	N/A	 <p>100609-MON-BB</p>	Mounts on MRS rail with AHM/SSM	N/A

*Weight provided to help approximate mounting capacity. For reference only.