

















Nihon Kohden Ordering Guide Reference Chart



Device	Mounting Kit	Mounting Platform	Restrictions	Add-ons
 <p>Life Scope® G9 LCD Display Unit 12.1 lbs (5.5 kg)*</p>	N/A	 <p>AHM-057</p>	N/A	 <p>Core Unit CSM-1900</p>  <p>BSM1700 + JA694PA</p>  <p>WS-930P</p>  <p>Cable and Patient Leads</p>
		 <p>SSM-057</p>	N/A	









Nihon Kohden Ordering Guide Reference Chart



Device	Mounting Kit	Mounting Platform	Restrictions	Add-ons
 <p>Core Unit CSM-1900 27.6 lbs (12.5 kg)*</p>	 <p>NK-CSM19-ADA-M</p>	<p>N/A</p>	<p>Mounts on MRS rail with AHM/SSM</p>	<p>N/A</p>
 <p>BSM1700 + JA694PA BSM1700 - 3.5 lbs (1.6 kg)* JA694PA - 4.4 lbs (2 kg)*</p>	 <p>NK-JA694PA-ADA-R125</p>	 <p>AHM-057</p>	<p>Mounts below with primary device on AHM/SSM</p>	<p>N/A</p>
	 <p>DOWNPOST-16</p>	 <p>SSM-057</p>		
 <p>WS-930P 1.7 lbs (0.8 kg)*</p>	 <p>NK-QI930P-ADA-M</p>	<p>N/A</p>	<p>Mounts on MRS rail with AHM/SSM</p>	<p>N/A</p>

Nihon Kohden Ordering Guide Reference Chart



Device	Mounting Kit	Mounting Platform	Restrictions	Add-ons	
 <p>Cable and Patient Leads</p>	 <p>CRDHLDLDR</p>	 <p>AHM-057</p>	Mounts below with primary device on AHM/SSM May require a downpost	N/A	
		 <p>SSM-057</p>			
	 <p>CRDHLDLDR2</p>	 <p>AHM-057</p>	Mounts below with primary device on AHM/SSM May require a downpost		N/A
		 <p>SSM-057</p>			
	 <p>101004-MON-BB</p>	N/A	Mounts on MRS rail with AHM/SSM		N/A

*Weight provided to help approximate mounting capacity. For reference only.

Vertical rail and anesthesia/mobile cart options available. Please inquire.