






Device	Mounting Kit	Mounting Platform	Restrictions	Add-ons
 <p><b>Philips IntelliVue MP80/90</b> 22.1 lbs (10 kg)*</p>	<p>N/A</p>	 <p>AHM-057</p>  <p>TTM-16-457-A00</p>	<p>N/A</p>	 <p>MP80/90 CPU</p>  <p>Alert Device</p>  <p>Remote Speed Point</p>  <p>FMS Module</p>  <p>M3001 Multi-Measurement Module (MMS)</p>  <p>Cable and Patient Leads</p>  <p>Power Supply</p>










# Philips Ordering Guide Reference Chart



Device	Mounting Kit	Mounting Platform	Restrictions	Add-ons
 <p><b>MP80/90 CPU</b> 22.1 lbs (10 kg)*</p>	N/A	 <p>CPUMNTA-M</p>	Mounts on MRS rail with AHM/SSM	N/A
 <p><b>Alert Device</b> 0.7 lbs (317 g)*</p>	N/A	 <p>AHM-057</p>	Mounts between AHM and primary device	N/A
		 <p>TTM-16-457-A00</p>	Mounts between TTM and primary device	
 <p><b>Remote Speed Point</b> 0.9 lbs (3.5 kg)*</p>	N/A	 <p>AHM-057</p>	Mounts between AHM and primary device	N/A
		 <p>TTM-16-457-A00</p>	Mounts between TTM and primary device	



# Philips Ordering Guide Reference Chart



Device	Mounting Kit	Mounting Platform	Restrictions	Add-ons
 <p><b>FMS Module</b> 7.7 lbs (3.5 kg)*</p>	 <p>Clamp from Philips</p>	 <p>AHM-057 with DOWNPOST-16</p>	Clamps below with primary device on AHM	N/A
		 <p>TTM-16-457-A00</p>	Clamps below with primary device on TTM	
 <p><b>M3001 Multi-Measurement Module (MMS)</b> 1.4 lbs (0.7 kg)*</p>	N/A (Mounts to the FMS)	N/A	N/A	N/A
 <p><b>Cable and Patient Leads</b></p>	 <p>CRDHLDR2</p>	 <p>AHM-057 with DOWNPOST-16</p>	Mounts below with primary device on AHM/SSM	N/A
	 <p>101004-MON-BB</p>	N/A	Mounts on MRS rail with AHM/SSM	

# Philips Ordering Guide Reference Chart



Device	Mounting Kit	Mounting Platform	Restrictions	Add-ons
 <p><b>Power Supply</b> 1.5 lbs (0.9 kg)*</p>	<p>N/A</p>	 <p>PWRHLD-MON</p>	<p>Mounts on MRS rail with AHM/SSM</p>	<p>N/A</p>

\*Weight provided to help approximate mounting capacity. For reference only.