
















Philips Ordering Guide Reference Chart



Device	Mounting Kit	Mounting Platform	Restrictions	Add-ons
 <p>Philips IntelliVue MX400 11 lbs (5 kg)*</p>		 <p>AHM-053</p>	N/A	
		 <p>SSM-053</p>	N/A	 <p>Philips IntelliVue X2</p>
	 <p>N/A (Philips supplied Table Top Mounts)</p>	 <p>TTM-05-453-A00</p>	N/A	 <p>M3001 Multi-Measurement Module (MMS)</p>
		 <p>RS6-423-PKG</p>	N/A	 <p>Cable and Patient Leads</p>

Philips Ordering Guide Reference Chart



Device	Mounting Kit	Mounting Platform	Restrictions	Add-ons
 <p>Philips IntelliVue X2 2 lbs (0.5 kg)*</p>	N/A (Mounts to the back of the MX400)	N/A	N/A	N/A
 <p>M3001 Multi-Measurement Module (MMS) 1.4 lbs (0.7 kg)*</p>	N/A (Mounts to the back of the MX400)	N/A	N/A	N/A
 <p>Cable and Patient Leads</p>	 <p>CRDHLDR</p>	 <p>AHM-053</p>	Mounts below with primary device on AHM	N/A
	 <p>101004-MON-BB</p>	N/A	Mounts on MRS rail with AHM	

*Weight provided to help approximate mounting capacity. For reference only.