









Device	Mounting Kit	Mounting Platform	Restrictions	Add-ons
 <p>Philips IntelliVue MX600 20.9 lbs (9.5 kg)*</p>	 <p>N/A (Philips supplied Table Top Mounts)</p>	 <p>AHM-053</p>	<p>N/A</p>	 <p>Philips IntelliVue X2</p>  <p>Multi-Measurement Module (MMS)</p>  <p>FMS-4 Module</p>  <p>FMS Module</p>  <p>Cable and Patient Leads</p>





Philips Ordering Guide Reference Chart



Device	Mounting Kit	Mounting Platform	Restrictions	Add-ons
 <p>Philips IntelliVue X2 2 lbs (0.5 kg)*</p>	<p>N/A (Mounts to the back of the MX600)</p>	<p>N/A</p>	<p>N/A</p>	<p>N/A</p>
 <p>Multi-Measurement Module (MMS) 1.4 lbs (0.7 kg)*</p>	<p>N/A (Mounts to the back of the MX600)</p>	<p>N/A</p>	<p>N/A</p>	<p>N/A</p>
 <p>FMS-4 Module 2.4 lbs (1.1 kg)*</p> <p>FMS Module 7.7 lbs (3.5 kg)*</p>	 <p>N/A (Clamp from Philips)</p>	 <p>AHM-053</p>	<p>Clamps below with primary device on AHM</p>	<p>N/A</p>

Philips Ordering Guide Reference Chart



Device	Mounting Kit	Mounting Platform	Restrictions	Add-ons
 <p>Cable and Patient Leads</p>	 <p>CRDHLD2</p>	 <p>AHM-053</p>	Mounts below with primary device on AHM	N/A
	 <p>101004-MON-BB</p>	N/A	Mounts on MRS rail with AHM	N/A

*Weight provided to help approximate mounting capacity. For reference only.