














# Philips Ordering Guide Reference Chart



Device	Mounting Kit	Mounting Platform	Restrictions	Add-ons
 <p><b>Philips IntelliVue MX800</b> 26.4 lbs (12 kg)*</p>	 <p>N/A (Philips supplied Table Top Mounts)</p>	 <p>AHM-053</p>	<p>N/A</p>	 <p>Philips IntelliVue X2</p>  <p>Multi-Measurement Module (MMS)</p>  <p>FMS-4 Module</p>  <p>FMS Module</p>  <p>Cable and Patient Leads</p>





# Philips Ordering Guide Reference Chart



Device	Mounting Kit	Mounting Platform	Restrictions	Add-ons
 <p><b>Philips IntelliVue X2</b> 2 lbs (0.5 kg)*</p>	<p>N/A (Mounts to the back of the MX800)</p>	<p>N/A</p>	<p>N/A</p>	<p>N/A</p>
 <p><b>Multi-Measurement Module (MMS)</b> 1.4 lbs (0.7 kg)*</p>	<p>N/A (Mounts to the back of the MX800)</p>	<p>N/A</p>	<p>N/A</p>	<p>N/A</p>
 <p><b>FMS-4 Module</b> 2.4 lbs (1.1 kg)*</p>  <p><b>FMS Module</b> 7.7 lbs (3.5 kg)*</p>	 <p>N/A (Clamp from Philips)</p>	 <p>AHM-053</p>	<p>Clamps below with primary device on AHM</p>	<p>N/A</p>

# Philips Ordering Guide Reference Chart



Device	Mounting Kit	Mounting Platform	Restrictions	Add-ons
 <p><b>Cable and Patient Leads</b></p>	 <p>CRDHLDR2</p>	 <p>AHM-053</p>	Mounts below with primary device on AHM	N/A
	 <p>101004-MON-BB</p>	N/A	Mounts on MRS rail with AHM	N/A

\*Weight provided to help approximate mounting capacity. For reference only.