

# WA Connex Spot on Amico 5" Monitor Shelf Quick Installation Guide

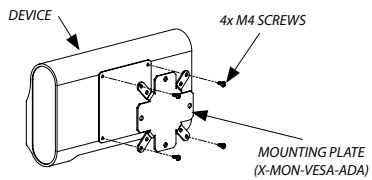
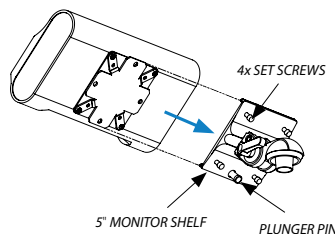
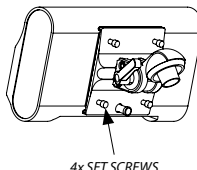


## Medical Facility Responsibility

Preventive maintenance checks must be performed regularly to maintain the quality and performance of this product. Any parts that may be broken, missing, worn, distorted, or contaminated in any way should not be used and all affected parts should be replaced immediately. Should the necessity of any repair be suspected; please contact your local distributor.

**WARNING:** This Quick Guide is not a replacement for the full manual. It is the responsibility of the end-user to ensure all aspects of the installation are covered by following the full manual.

## Installation Instructions

<p>1. Screw into the <b>DEVICE</b> through the <b>MOUNTING PLATE X-MON-VESA-ADA</b> using <b>4x M4 SCREWS</b>. <b>(Figure 1)</b></p> <p>2. Loosen <b>4x SET SCREWS</b> on the <b>5" MONITOR SHELF</b> and pull the <b>PLUNGER PIN</b>. <b>(Figure 2)</b></p> <p>3. Slide the device into the <b>5" MONITOR SHELF</b>. Pull the <b>PLUNGER PIN</b> and align it such that the <b>PLUNGER PIN</b> secures the assembly. Release <b>PLUNGER PIN</b> once aligned and set. <b>(Figure 2)</b></p>	 <p style="text-align: center;"><b>Figure 1</b></p>	 <p style="text-align: center;"><b>Figure 2</b></p>
<p>4. Retighten <b>4x SET SCREWS</b>. <b>(Figure 3)</b></p>	 <p style="text-align: center;"><b>Figure 3</b></p>	

## Warranty

During the term of the 5-year warranty: Within the first twelve (12) months from the date of shipment, Amico Accessories will repair or replace any part which is proven to be defective at no cost. After the twelve (12) month period, Amico Accessories will send the parts to the customer free of charge, however shipping and installation will be borne by the customer.

The warranty is valid only when the product has been properly installed according to Amico Accessories specifications, used in a normal manner, and serviced according to factory recommendations. It does not cover failures due to damage which occur in shipments or failures which resulted from accidents, misuse, abuse, neglect, mishandling, alteration, misapplication or damage that may be attributable to Force Majeure.

### **AMICO ACCESSORIES DOES NOT HONOR VERBAL STATEMENTS CONCERNING THE WARRANTY.**

The distributor and/or dealer are not sanctioned to create verbal warranties about the product described in this agreement. Any statements will not be honored or be made part of the agreement of sale. This document is the final complete and exclusive terms of the agreement.

### **THIS WARRANTY IS INCLUSIVE AND REPLACES ALL OTHER WARRANTIES.**

Amico Accessories shall not, under any circumstances be liable for incidental or consequential damages including, but not limited to, profit, loss of sales or injuries to person(s) or property.

Correction of non-compliance as noted above will result in completion of all liabilities of Amico Accessories whether based on agreement, neglect or changed materials, designs or specifications without notice.

All claims for warranty must first be approved by Amico Accessories Customer Service Department: (info@amico-accessories.com or 1-877-264-2697). A valid Return Goods Authorization number must be obtained from Amico Accessories prior to commencement of any warranty claim.