


Side to Side Condor™ Lite with Sidekick

LCD & Keyboard Mount with
Secondary Surface



Condor Lite



NOTE: Channel covers are not standard, available as an upgraded option

Features:

- 180° side to side motion
- Can be mounted directly to wall channel
- Integrated cable management
- Color options available (white is standard)
- As little as 4" (11 cm) deep, perfect for columns or hallways
- 9" or 12" (23 cm or 30 cm) single and dual arm lengths available
- Swivel arm provides lateral functionality
- Tilt, swivel, portrait and landscape adjustments
- 30 lbs (13.6 kg) single arm
- 15 lbs (6.8 kg) extension arm rating
- Articulating arm allows caregivers to chart while maintaining eye contact with patients
- Ergonomically friendly negative tilt keyboard tray
- Sealed keyboard tray for infection control
- Optional sidekick secondary surface
- CPU mounts available in various sizes
- Includes both 75/100 mm VESA mounting plates

Sidekick Features:

- Integrated LED light with switch
- Large work surface with spill guard edge
- Magnetic whiteboard surface
- Single hand adjustment
- Optional integrated RFID reader

Compact Folding



Flush Options (4" [11 cm] Deep)



Dual Screen Options



Sidekick Secondary Surface



Suggested Configurations

Sidekicks are available for all models. Examples below are shown without Sidekick (Replace KEYBRDF with KEYBRDD for Sidekick).

Configuration - 01

Part Numbers:
SSM-LCD-45
KEYBRDF-SSM4
MRS-S034



- Includes flush LCD SSM arm – provides tilt and swivel
- Includes flush keyboard SSM arm – provides swivel and negative tilt
- Folds to less than 10" (25.4 cm) from wall
- Keyboard extends 23" (58.42 cm) from wall

Configuration - 02

Part Numbers:
SSM-LCD-45
KEYBRDF-SSM0
MRS-S034



- Includes flush LCD SSM arm – provides tilt and swivel
- Includes 12" (30 cm) keyboard SSM arm – provides swivel, articulation and negative tilt
- Folds to less than 10" (25.4 cm) from wall
- Keyboard extends 33" (83.82 cm) from wall

Configuration - 03

Part Numbers:
SSM-LCD-45
KEYBRDF-SSM1
MRS-S034



- Includes flush LCD SSM arm – provides tilt and swivel
- Includes 12" x 12" (30 cm x 30 cm) keyboard SSM arm – provides swivel, articulation and negative tilt
- Folds to less than 10" (25.4 cm) from wall
- Keyboard extends 43" (109.22 cm) from wall

Configuration - 04

Part Numbers:
SSM-LCD-05
KEYBRDF-SSM0
MRS-S034



- Includes 12" (30 cm) LCD SSM arm – provides tilt, articulation and swivel
- Includes 12" (30 cm) keyboard SSM arm – provides swivel, articulation and negative tilt
- Folds to less than 10" (25.4 cm) from wall
- Keyboard extends 33" (83.82 cm) from wall, LCD extends 17" (43.18 cm) from wall

Configuration - 05


Part Numbers:
SSM-LCD-05
KEYBRDF-SSM1
MRS-S034



- Includes 12" (30 cm) LCD SSM arm – provides tilt, articulation and swivel
- Includes 12" x 12" (30 cm x 30 cm) keyboard SSM arm – provides swivel, articulation and negative tilt
- Folds to less than 10" (25.4 cm) from wall
- Keyboard extends 43" (109.22 cm) from wall, LCD extends 17" (43.18 cm) from wall

Configuration - 06

Part Numbers:
SSM-LCD-15
KEYBRDF-SSM1
MRS-S034



- Includes 12" x 12" (30 cm x 30 cm) LCD SSM arm – provides tilt, articulation and swivel
- Includes 12" x 12" (30 cm x 30 cm) keyboard SSM arm – provides swivel, articulation and negative tilt
- Folds to less than 10" (25.4 cm) from wall
- Keyboard extends 43" (109.22 cm) from wall, LCD extends 27" (68.58 cm) from wall

Configuration - 07

Part Numbers:
SSM-LCD-F5
KEYBRD4-SSM4
MRS-S034



- Includes ultra flush LCD mount
- Includes ultra flush keyboard SSM arm – provides negative tilt
- Folds less than 4" (11 cm) from the wall
- Keyboard extends 17" (43.18 cm) from wall

Configuration - 08

Part Numbers:
SSM-454
MON-DUAL-0L-0L
KEYBRDF-SSM4
MRS-S034



- Includes dual screen mount – provides tilt, swivel and articulation for both monitors
- Includes flush keyboard SSM arm – provides swivel and negative tilt
- Folds to less than 10" (25.4 cm) from wall
- Keyboard extends 23" (58.42 cm) from wall

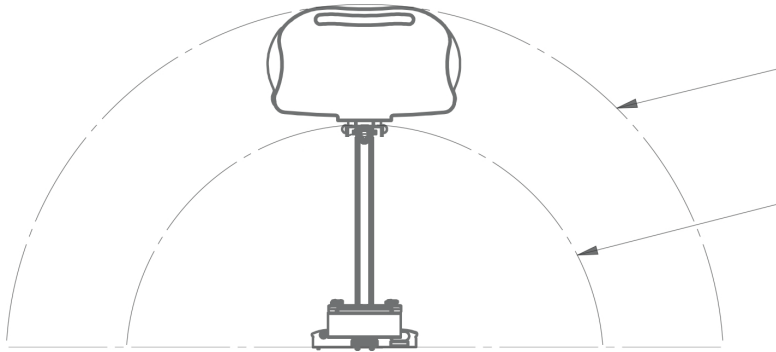
Configuration - 09

Part Numbers:
SSM-454
MON-DUAL-0L-0L
KEYBRDF-SSM1
MRS-S034



- Includes dual screen mount – provides tilt, swivel and articulation for both monitors
- Includes 12" x 12" (30 cm x 30 cm) keyboard SSM arm – provides swivel and negative tilt
- Folds to less than 10" (25.4 cm) from wall
- Keyboard extends 43" (109.22 cm) from wall

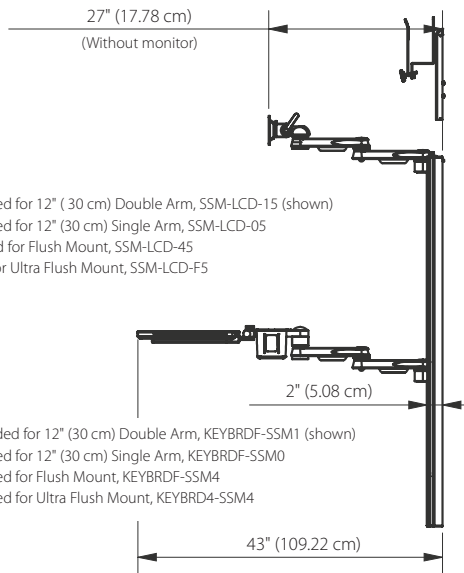
TOP VIEW



48" (121.92 cm) clearance needed for 12" (30 cm) Double Arm, KEYBRDF-SSM1 (shown)
 38" (96.52 cm) clearance needed for 12" (30 cm) Single Arm, KEYBRDF-SSM0
 28" (71.12 cm) clearance needed for Flush Mount, KEYBRDF-SSM4
 24" (60.96 cm) clearance needed for Ultra Flush Mount, KEYBRD4-SSM4

32" (81.28 cm) clearance needed for 12" (30 cm) Double Arm, SSM-LCD-15 (shown)
 22" (55.88 cm) clearance needed for 12" (30 cm) Single Arm, SSM-LCD-05
 12" (30.48 cm) clearance needed for Flush Mount, SSM-LCD-45
 12" (30.48 cm) clearance needed for Ultra Flush Mount, SSM-LCD-F5

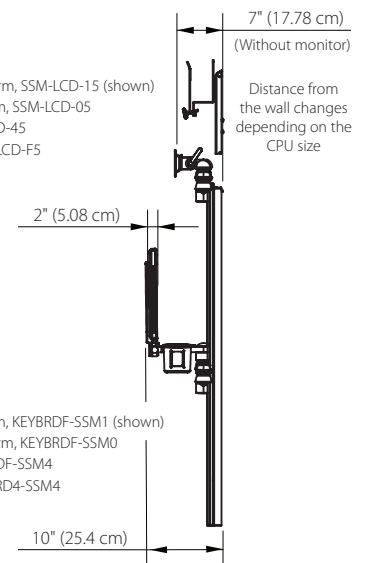
SIDE VIEW EXTENDED



27" (68.58 cm) clearance needed for 12" (30 cm) Double Arm, SSM-LCD-15 (shown)
 17" (43.18 cm) clearance needed for 12" (30 cm) Single Arm, SSM-LCD-05
 7" (17.78 cm) clearance needed for Flush Mount, SSM-LCD-45
 4" (11 cm) clearance needed for Ultra Flush Mount, SSM-LCD-F5

43" (109.22 cm) clearance needed for 12" (30 cm) Double Arm, KEYBRDF-SSM1 (shown)
 33" (83.22 cm) clearance needed for 12" (30 cm) Single Arm, KEYBRDF-SSM0
 23" (58.42 cm) clearance needed for Flush Mount, KEYBRDF-SSM4
 17" (43.18 cm) clearance needed for Ultra Flush Mount, KEYBRD4-SSM4

SIDE VIEW FOLDED



7" (17.78 cm) clearance needed for 12" (30 cm) Double Arm, SSM-LCD-15 (shown)
 7" (17.78 cm) clearance needed for 12" (30 cm) Single Arm, SSM-LCD-05
 7" (17.78 cm) clearance needed for Flush Mount, SSM-LCD-45
 4" (11 cm) clearance needed for Ultra Flush Mount, SSM-LCD-F5

31" (78.74 cm) clearance need for 12" (30 cm) Double Arm, KEYBRDF-SSM1 (shown)
 21" (53.34 cm) clearance needed for 12" (30 cm) Single Arm, KEYBRDF-SSM0
 11" (27.94 cm) clearance needed for Flush Mount, KEYBRDF-SSM4
 4" (11 cm) clearance needed for Ultra Flush Mount, KEYBRD4-SSM4

NOTE: All dimensions are not exact

Computer Mounting Accessories



Power Bar



- Hospital grade, 4 power outlets
- 120 VAC, 60Hz

Part Number: PWRBAR4-MON

Power Holder



- Holds most power adapters for PCs, patient monitors and LCDs

Part Number: PWRHLD-MON

Cord Wrap



- Ideal for Managing wires and cords

Part Number: CORDWRAP

LCD Handle



- Ergonomic handles can be added to any Amico LCD mount
- Knuckle guard protects walls and user's hands
- Weight: 4.3lbs (1.9kg)

Part Number: MON-LCD-HANDLE

Horizontal Rail



- Good for holding barcode readers, printers and other accessories

Call for part number.

Bar Code Scanner Holder



- Universal bar code scanner holder

Call for part number.

Wire Baskets



10"W x 06"D x 09" H
(25.4 cm x 15.24 cm x 22.86 cm)
White wire basket
Part No: 100609-MON-BB



13"W x 09"D x 07" H
(33.02 cm x 22.86 cm x 17.78 cm)
BP cuff basket
Part No: CUFBASK-MON


All baskets can be sterilized

Printer Mounts



- Mounts most portable printers to conveniently print at the bedside

CPU Mounts



- Available Sizes:
 - 1.5" - 3" (3.81 cm - 7.62 cm)
Part No: CPUMNT1-MON
 - 1.5" - 7" (3.81 cm - 17.78 cm)
Part No: CPUMNTA-MON
 - 7" - 9.5" (17.78 cm - 24.13 cm)
Part No: CPUMNT4-MON



- Thin client mount behind LCD
 - 10" x 10" x 1.75"
(25.4 cm x 25.4 cm x 4.45 cm)
 - 10" x 10" x 3"
(25.4 cm x 25.4 cm x 7.62 cm)



- Enclosed CPU Mount



- Tangent Rugged Mini mount

NOTE: All dimensions are not exact

Please visit www.amico.com for all technical specifications, installation instructions, detailed AutoCAD drawings, and more Mounting Solutions.



Distributed By:



Amico Accessories Inc. 85 Fulton Way, Richmond Hill, ON L4B 2N4, Canada
Toll Free Tel: 1.877.264.2697 | Tel: 905.763.7778 | Fax: 905.763.8587 | Email: accessories@amico.com

www.amico.com