


















Welch Allyn Ordering Guide Reference Chart



Device	Mounting Kit	Mounting Platform	Restrictions	Add-ons
 <p>Propaq CS EMP with CS SpO2 10.1 lbs (4.9 kg)* without CS SpO2 - 7.6 lbs (4.3 kg)*</p>	 <p>X-WA-PROPAQ-APLT</p>	 <p>AHM-052</p>	N/A	 <p>Propaq CS Printer</p>
	 <p>X-WA-PROPAQ-BPLT</p>	 <p>SSM-052</p>	N/A	 <p>Cable and Patient Leads</p>
		 <p>TTM-05-452-A00</p>	N/A	 <p>Power Supply</p>
		 <p>RS6-422-PKG</p>	N/A	




Welch Allyn Ordering Guide Reference Chart



Device	Mounting Kit	Mounting Platform	Restrictions	Add-ons
 <p>Propaq CS Printer 3.6 lbs (1.6 kg)*</p>	<p>In the bottom of Propaq CS</p>	<p>N/A</p>	<p>N/A</p>	<p>N/A</p>
 <p>Cable and Patient Leads</p>	 <p>DOWNPOST-09</p>  <p>CRDHLDR</p>	 <p>AHM-052</p>	<p>Mounts below with primary device on AHM/SSM</p> <p>May require a downpost</p>	<p>N/A</p>
	 <p>SSM-052</p>			
	 <p>101004-MON-BB</p>	<p>N/A</p>	<p>Mounts on MRS rail with AHM/SSM</p>	<p>N/A</p>

Welch Allyn Ordering Guide Reference Chart



Device	Mounting Kit	Mounting Platform	Restrictions	Add-ons
 <p>Power Supply 1.5 lbs (0.9 kg)*</p>	N/A	 <p>PWRHLD-MON</p>	Mounts on MRS rail with AHM/SSM	N/A
	N/A	 <p>PWRHLD-R125</p>	Use R125 adapter when mounting on roll stand	N/A

*Weight provided to help approximate mounting capacity. For reference only.