

# Sapphire Series Horizontal Console Double Tier with Lights



## General Specifications

Fully customized to meet your facility's specific needs.

Expandable to meet your future requirements.

Integrated accessory rail for equipment management.

Smooth rounded edges for infection control and durability.

Powder coated access panels and laminate colors to meet your room décor.


## Product Applications

- Special Procedure
- LDR Postpartum
- PACU
- Transitional Step-Down
- Patient Rooms
- Emergency Department
- ICU
- NICU
- Radiology


## Custom Colors



Wild Cherry



Fusion Maple



Antique White



## Features

- One full length scratch resistant accessory rail, located at top
- High impact resistant end caps made from injection molded fire retardant ABS plastic
- Removable laminate panels for access to electrical services
- Accommodates most configurations of medical gas outlets, electrical and communication services
- High powered factory installed lights located at the top and bottom of the unit
- Three standard colors of hospital grade laminate to choose from
- Surface mounted medical gas outlets allow ease of access for annual maintenance
- Individual gas outlet connection
- Individual electrical wiring connection
- Flush mount receptacles with lift and drop fascia panel (optional)



# Sapphire Series Horizontal Console Double Tier with Lights



## Materials and Construction

Enclosure shall be constructed of extruded, anodized aluminum alloy sections to provide a modular, surface mounted unit with integrated accessory rail for equipment management.

The Sapphire system can be manufactured in lengths that range from 48" (1,219 mm) to 96" (2,438 mm). Units that require a length beyond 120" (3,048 mm) will be divided into sections using painted connection plates.

Fascia panels as well as top and bottom cover panels shall be removable for easy access, installation and maintenance of headwall services.

## Integrated Accessory Rail

The console system has one (1) accessory rail, which is integrated into the aluminum extrusion assembly. The accessory rail is clear anodized aluminum.

## Laminated Fascia

Aluminum strips with High pressure laminate (HPL) with three (3) colors to choose from.

## Covers and End Caps

Top and bottom cover panels are made of power coated extruded aluminum. End caps are made of injection molded ABS Fire Retardant plastic.

## Medical Gas Outlets

Amico Corporation manufactures several compatible connection types for Medical Gas and Vacuum Outlets. The outlet connection type shall be as called for on the signed approval documents.

## Medical Gas Manifold

Medical gas distribution shall be supplied by pipe drops to each outlet on unit.

## Electrical Wiring

Wire for standard and critical branch power circuits shall be #10 or #12 (as specified) type THHN stranded copper wire, 600 volt, with heat resistant thermoplastic insulation for hot (black) and neutral (white). Grounds shall be #10 type R THHN stranded copper wire (green). All ground conductors shall be installed in conduit.

## Grounding and Bonding

Each power receptacle shall have a ground conductor connected to a grounding screw. A grounding bus will be installed in each device location.

## Electrical Receptacles

Shall be Hospital Grade 15 or 20 amp, 120 or 277 volt, UL listed and marked Hospital Grade. Quantity and type as shown on drawings. Amico shall furnish and install receptacles with wiring required, as shown on submittal shop drawings. Electrical contractor shall insure compatibility of plug on accessory equipment to be used with these devices:

**Duplex Receptacles** shall be NEMA style 5-15R or 5-20R, color Ivory for use on normal power circuits, and color Red for use on critical branch power circuits.

**Simplex Receptacles** shall be NEMA style 5-15R or 5-20R, color Ivory for use on normal power circuits, and color Red for use on critical branch power circuits.

## Submittals and Verifications

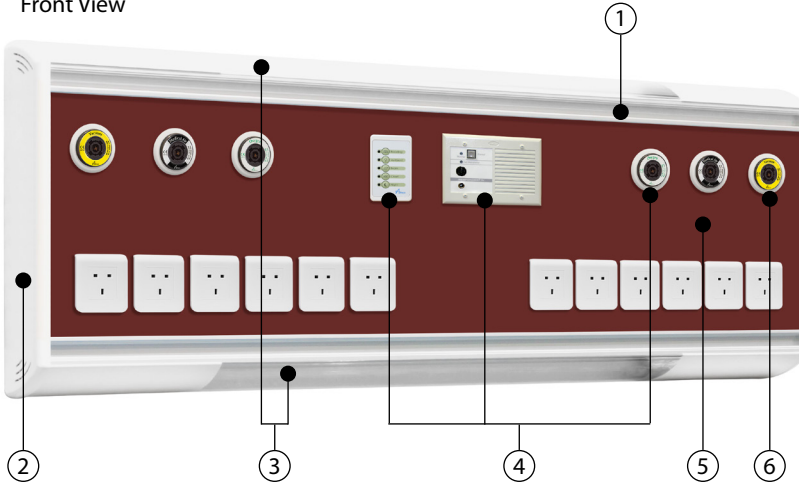
Job specific shop drawings shall be produced for each project. As-Built drawings will be produced and provided at the time of shipment.

Amico Corporation will manufacture the equipment as per signed approval drawings and verification documents, which are provided in the job specific submittal package.

# Sapphire Series Horizontal Console Double Tier with Lights



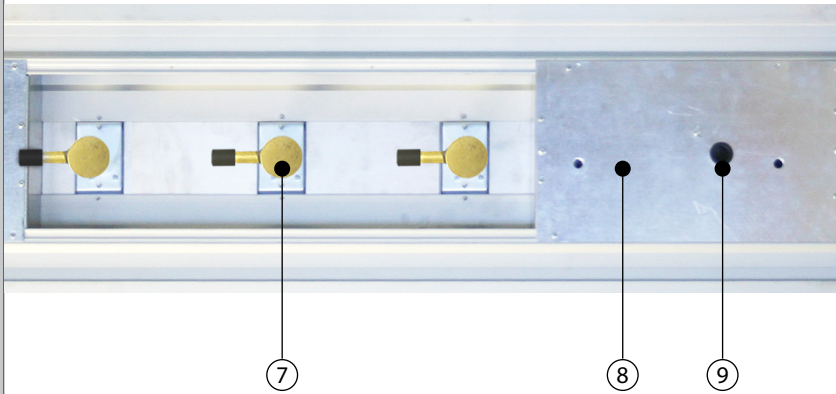
Front View



1. One full length scratch resistant accessory rail
2. High impact resistant end caps made from injection molded retardant ABS plastic
3. High powered factory installed lights located at the top and bottom of the unit
4. Accommodates almost any configuration of communication services, electrical devices and medical gas outlets
5. Removable laminate panels for access to electrical services
6. Surface mounted medical gas outlets allow ease of access for annual maintenance
7. Individual gas outlet connection
8. G90 Galvanized Steel (Ga #16) backing plate
9. Individual electrical wiring connection

inch  
[mm]

Back View



**The Letters "XX" Represent the Length of the Console:**

- 48 = 48" (1,219.2 mm)\*
- 60 = 60" (1,524 mm)
- 72 = 72" (1,828.8 mm)
- 84 = 84" (2,133.6 mm)
- 96 = 96" (2,438.4 mm)

\* 48" Consoles can only house one (1) light, either on the top of the unit or the bottom.

## Model Numbers HWXX-0XT-X-SGEN

**The Letter "X" Represents the Number of Lights:**

- L = 2 Lights (top & bottom)
- S = 1 Light (top or bottom)
- D = LED Lights (top & bottom)
- E = LED Light (top or bottom)

**The Letter "X" Represents the Number of Tiers:**

- 1 = 1 Tier
- 2 = 2 Tiers

## Distributed By: