

LCD Ethernet Master Alarm



General Specifications:

The Amico LCD Ethernet Master Alarm system shall be an Amico Alert-4 series, complete with a five-year warranty.

Each LCD Alarm shall be microprocessor based and field adjustable.

Ethernet capable for convenient viewing, remotely or wirelessly, anywhere in the building.

Monitor up to 30 channels. Each channel can be labelled with up to 16 characters per line. Alarm conditions can be selected as normally open or normally closed.

Channels can be grouped together or separated using Amico Master Configuration Software.

When channels are in normal condition, the channel will illuminate in green.

When a channel is in fault condition, an alarm will sound and both the channel heading and the channel in fault will illuminate in red. Heading will display channel status in fault.

Maintenance mode for easy troubleshooting: press and hold the mute button for 20 seconds and the display will show the terminal port for each channel.

Repeat alarm function shall be capable of turning on the buzzer again after a preset time, if the fault condition has not been rectified.

Dry contact for remote monitoring.

The Amico Alert-4 Series LCD Master Alarm is Ethernet ready, for use with Internet Explorer, Google Chrome and Safari.

Amico products comply with NFPA 99, CSA Z7396.1 and CSA Z305.1.

Ethernet Ready:

View your alarms on your computer or mobile device.



Features:

- The LCD Alarm shall be capable of displaying an exact replica of the alarm on a computer screen via the facility's ethernet or internet. In addition, an exact image of the alarm can be displayed on a mobile device.
- The LCD Alarm will update its status every second.
- Easy access via Amico Medgas App (Apple and Android).
- Web Audio Enable: Web Audio will trigger when alert occurs via ethernet.
- Unlimited records of history log to keep track of alert history for easy troubleshooting

Project

Technical Specifications

Front View

Top View

Side View

Number of Display Modules (existing)	A (Filler Box)	B (Filler Box)	Number of Gangs
From 1 to 2 modules	12.75 (324)	N/A	3
From 1 to 3 modules	16 (406)	16.25 (413)	4
From 1 to 4 modules	19.3 (490)	19.56 (497)	5
From 1 to 6 modules	25.9 (658)	26.25 (667)	7

Filler Frame Part Numbers

A3P-LCD-FILLER-4 Alert-3 LCD Conversion Alarm Filler Frame 4-Station

A3P-LCD-FILLER-5 Alert-3 LCD Conversion Alarm Filler Frame 5-Station

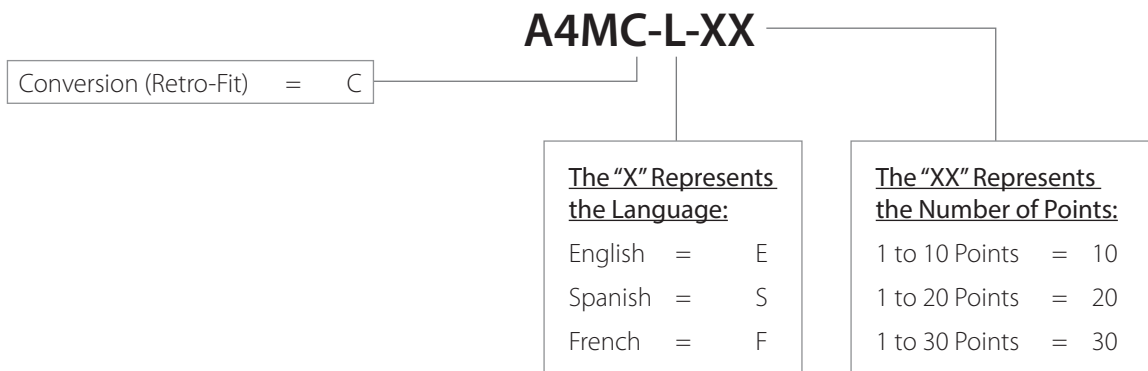
A3P-LCD-FILLER-7 Alert-3 LCD Conversion Alarm Filler Frame 7-Station

IMPORTANT NOTE:

Due to unknown factors of the existing equipment, projects requiring Retro-Fit Conversions must be fully investigated by the installer.

It is the responsibility of the installer to determine if the Retro-Fit will function correctly and if additional components are required. Amico is not responsible for any additional components required.

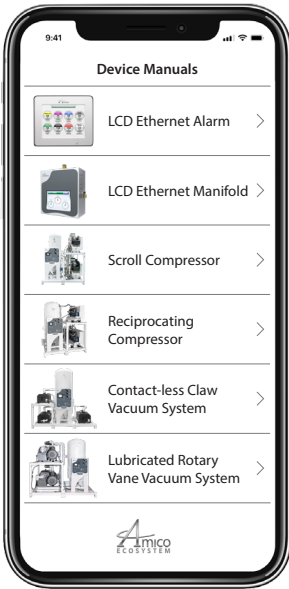
Model Numbers



Notes:

1. An LCD Filler Frame is required if the existing alarm width is more than 10 inches.
2. Specify if converting from digital or analog. Please also note if there are any special requirements.

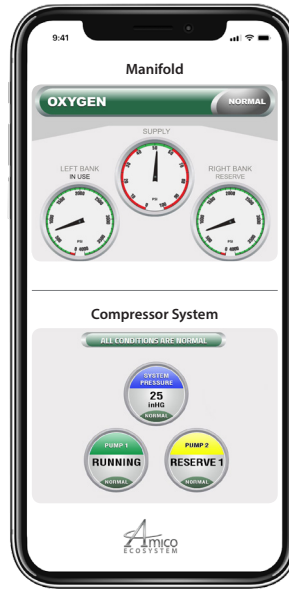
Amico Mobile Eco System App



Downloads



Actual Display



Actual Display

- Features:**
- Email and Text notification
 - Easy access via Amico App, will have peace of mind knowing medical alarm always connected.

Capable of sending email or text messages when in fault condition. Email and text messages will also provide panel URL and location installed for easy access. By clicking URL, an exact image of the panel screen will display on mobile devices.

Amico Mobile Eco System App is available on the Apple App Store & Google Play to download. It will provide an exact and instant visual representation of the alarm conditions to eliminate the need for nurses to call maintenance personnel in the event of a gas outage. The App will also help maintenance personnel to localize the outage for quicker resolution.

Amico Mobile Eco System App is available on the App Store & Google Play.



AMICO MOBILE ECO SYSTEM APP
Download Now!



Distributed By:

