


Description:

Designed to provide you with optimal Ambient and Exam light that meets your Behavioral patient room. With patient safety in mind the fixture has been designed with tamper proof polycarbonate shield with Torx fasteners to offer protection to the patient. The housing is constructed using high quality cold roll steel enclosure for added durability and security.

Features:

- Hospital grade material and finish
- PC diffuser
- Ambient lights
- Exam lights
- Seam welded enclosure
- Long lasting LEDs
- Tamper resistant fasteners
- Anti-ligature construction
- Vandal resistant torx screws



Construction Material:

Housing: 20ga CRS, single piece, seam-welded construction

Finish: White urethane powder coat finish – hospital grade material and finish

Lens: Impact resistant, clear polycarbonate lens. Available in different thickness

Drivers: High power factor constant current, 0.97 pf @ 120 V (Class 2, Class II)

Ingress Protection: IP65 rated fully enclosed 16Ga CRS cover, with contentious lens retention system. Tested and proven anti-ligature construction.

Light Source: Samsung LEDs mounted on Aluminum Core PCB

Specifications:

Voltage: 120 - 277 Volts

Standard Wattage: Ambient: 30 W, Exam: 40 W, Total Pair: 140 W

Standard Light Output: Ambient: 3,185 lms, Exam: 4,230 lms, Total Pair: 14,830 lms

Dimming Options: 0 - 10 Volts, Standard 1% dimming; DALI options available

Color Quality: Standard 80 CRI, contact factory for 90 CRI option

Standard Color Temperature: 3000K, 3500K, 4000K (contact factory for additional options)

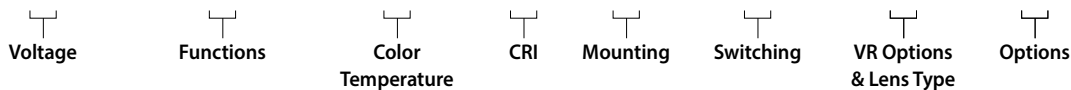
Life of LEDs: L70 > 100,000 hours

Listings: Certified to UL standards by ETL. Conforms to CSA standards as per ETL testing

Warranty: Limited five (5) year warranty

Ordering Guide:

L - SDM - H -



For Example: L-SDM-H-120-A1E1-L40-B-F-LVC-VD-OD

Solar Series Behavioral Duo Med LED Light, 120 V, Ambient/Exam (standard lms), 4000 Kelvin, 90 CRI, Flange mount, Low voltage controller, Vandal Resistant; 0.354" Clear Polycarbonate, Overlapping door.

Ordering Information:

Series	Voltage*	Functions	Color Temperature**	CRI	Mounting	Switching	VR Options & Lens Type	Options
L-SDM-H-	120	A1E1 Ambient (standard lms), Exam (standard lms)	L30 3000K	A 80 CRI	F Flange Mount	000 No Switch (provided by others)	VA Vandal Resistant; 0.118" Clear Polycarbonate	OD Overlapping Door
	277	A2E2 Ambient (high lms), Exam (high lms)	L35 3500K	B 90 CRI		LVC Low Voltage Controller	VB Vandal Resistant; 0.177" Clear Polycarbonate	
	<i>*Consult factory for 347 V requirement</i>	A2E1 Ambient (high lms), Exam (standard lms)	L40 4000K			LVD Low Voltage Controller with Dimming	VC Vandal Resistant; 0.220" Clear Polycarbonate	
		A1E2 Ambient (standard lms), Exam (high lms)	CXX Custom Temperature			LMS LightMaster without Dimming	VD Vandal Resistant; 0.354" Clear Polycarbonate	
		AEXX Custom Lumens	<i>**Consult factory for additional options</i>			LMD LightMaster with Dimming		
					DAL Digital Addressable Lighting Interface Driver (DALI)			

Standard Output:

(per fixture)

Ambient = 3,185 lms, 30 W, 106 lms/W

Exam = 4,230 lms, 40 W, 106 lms/W

High Output:

(per fixture)

Ambient = 4,118 lms, 39 W, 106 lms/W

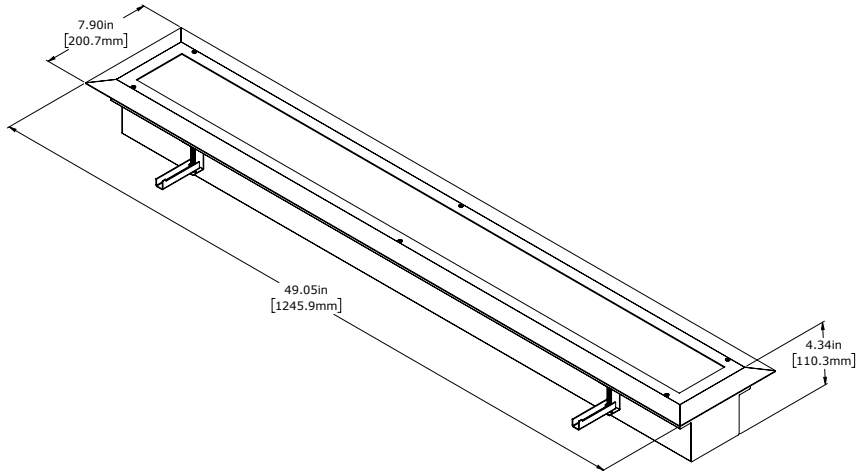
Exam = 6,345 lms, 60 W, 106 lms/W

Vandal Resistant Lens:

0.118" - 0.354" Polycarbonate Lens

Dimensions:

Overlapping Door:



Distance Between Swing Arm and Flange:

