

LightMaster Series Multifunction Keypad

Description:


Whether it be a single fixture or multiple fixtures, the LightMaster Multifunction Keypad has made it easy to control the various types of lights that are required in the patient room. With optional dimming functionalities users can adjust the lighting to their desired brightness. Using only a single gang space, the LightMaster Keypad is low voltage and uses a mylar overlay for durability, patient safety, and infection control.

Features of the Keypad:

- Controls up to five (5) light functions in the patient room
- Backlit icons identify which light function is in use
- With optional dimming, the indicator allows you to set the light at the desired level
- Keypads are low voltage for patient safety
- Compact design fits into a single gang opening
- Mylar overlay for ease of cleaning and infection control
- Compatible with all manufactured nurse call products

Features of the Master Controller:

- Capable of individual control of up to five (5) circuit loads
- Universal input voltage of 120 – 277 Volts
- Terminal blocks allow for ease of connection
- Compact design fits inside most light fixtures
- 0 - 10 dimming capability when used with dimming drivers/ ballasts
- Available with secondary power control unit



Specifications:

Input Voltage: 120 - 277 Volts, 50/60Hz

Output Voltage: 120 - 277 Volts, 50/60Hz

Maximum Load: 2.5 amps Resistive, 1.8 amps Ballast at 120 Volts, 0.975 amps Resistive, 1.0 amp Ballast at 277 Volts

Low Voltage Circuit: 5VDC, 200 mA

Operating Temperature: 32 - 176°F / 0 - 80°C

Master Control Dimensions: 7" (L) x 2" (W) x 1.1" (H)

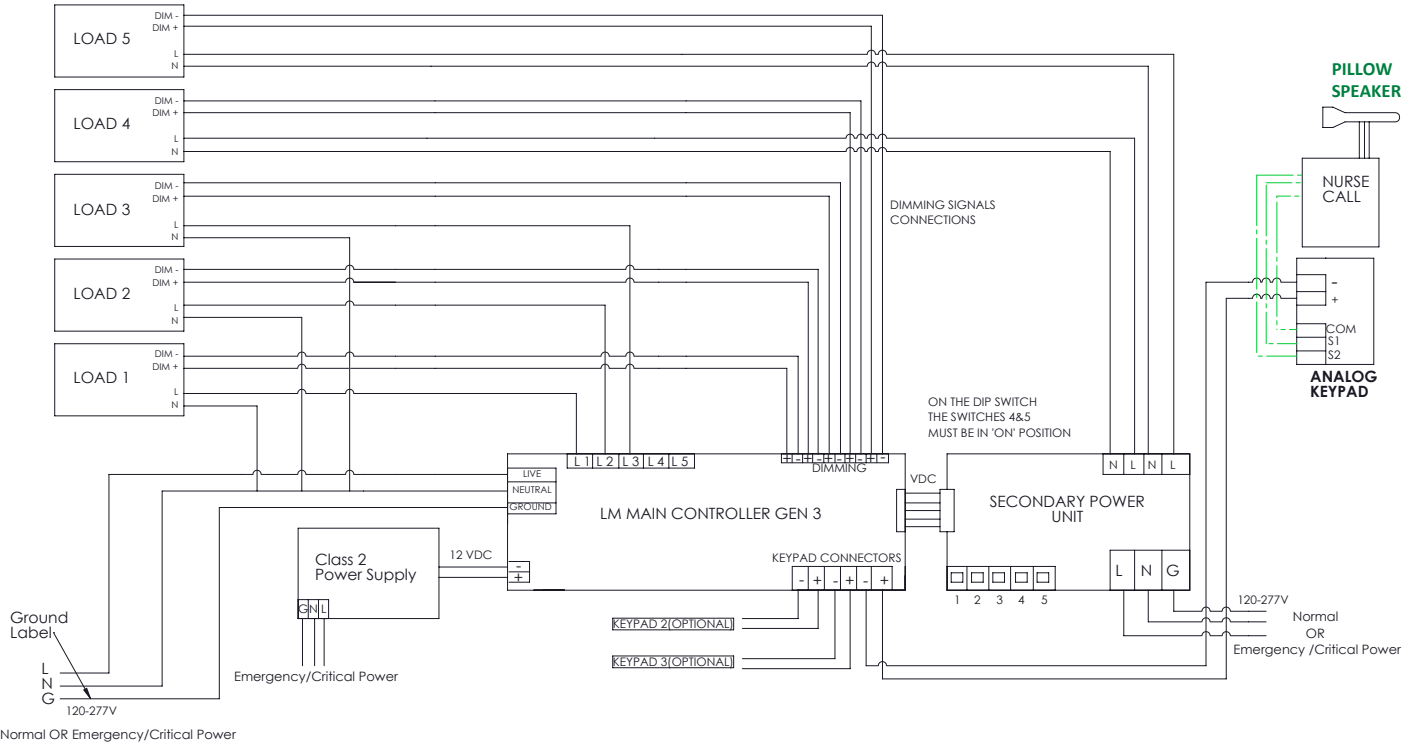
Power Supply Dimensions: 5.6" (L) x 1.6" (W) x 1.3" (H)

Keypad Dimensions: One (1) Gang

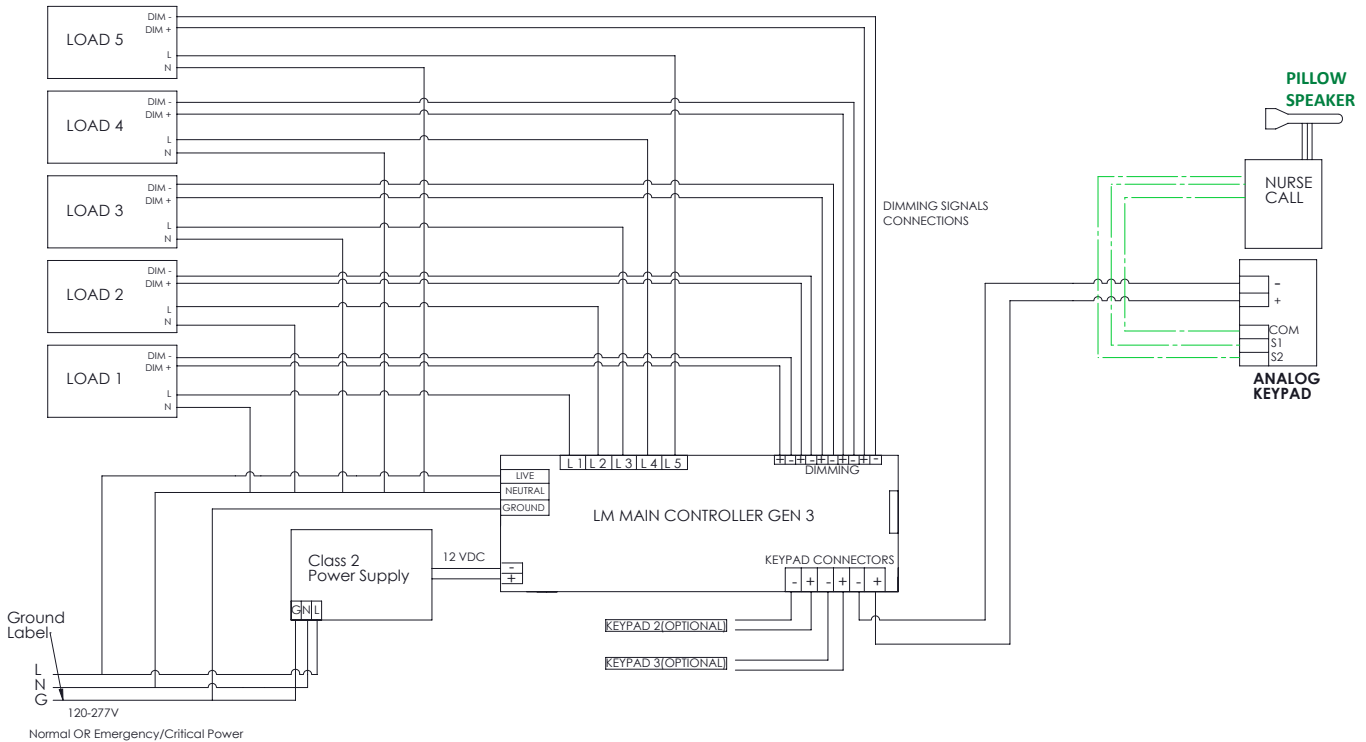
Warranty: Limited five (5) year warranty

LightMaster Series Multifunction Keypad

Wiring Diagram A - LightMaster Multifunction Keypad With Secondary Power Unit



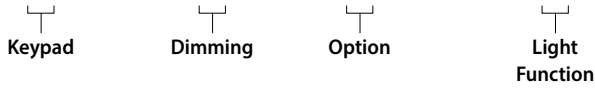
Wiring Diagram B - LightMaster Multifunction Keypad Without Secondary Power Unit



LightMaster Series Multifunction Keypad

Ordering Guide:

L - LM3 -



For Example: L-LM3-AAX-D-SU-S003Z

LightMaster Multifunction Keypad, Two keypads, Dimming, Secondary power unit, Three function switch (reading, ambient, exam)

Ordering Information:

Series	Keypad	Dimming	Options	Light Functions
L-LM3	AAX One keypad	D Dimming	SU Secondary power unit	S003Z Three function switch (reading, ambient, exam)
	AAX Two keypads	X Non-dimming	XX No extras	S005B Five function switch (reading, ambient, exam, chart, night)
	AAA Three keypads			S004N Four function switch (reading, ambient, exam, night)
				S004C Four function switch (reading, ambient, exam, chart)
				CXXXX Custom configurations

Note: Use 18/2 shielded cable to connect LightMaster with keypad.