

Product Overview

GoLift Power Traverse Trolley



GO-LIFT-TRLY-PT-ASSY



GoLift Power Traverse Trolley

The power traverse module is a motorized trolley that works with the GoLift in order to assist in moving a patient within an Amico track system. The power traverse trolley is compatible with all GoLift models except for the GoLift Portable450. The power traverse trolley has a cable that plugs into the GoLift, drawing power from the GoLift battery. The GoLift batteries power the motors within the power traverse trolley to move the assembly laterally within the track. When the power traverse trolley is parked in a charging area on the track and is not in use, it transfers charge from the track to the lift in order to charge the batteries. The power traverse trolley also transfers power from the lift batteries back into the track through the horizontal contacts in order to power the powered turntable and powered gantry options, if they are available.

Lift Attachment/Detachment

The two locking screws must be inserted into the top of the lift for additional security against tampering. The trolley cannot be detached or attached when the screws are in place.



To attach or remove the lift, remove the weight of the lift and squeeze the two buttons located on the top. This will release the lift from the trolley latches if it is quick release.



Models

GO-LIFT-QR-TRLY-PT-ASSY	700 lbs capacity (power traverse, compatible with power turntable)
GO-LIFT-QR-TRLY-PT-1000-ASSY	1000 lbs capacity (power traverse, compatible with power turntable)
GO-LIFT-QR-TRLY-PTT-ASSY	700 lbs capacity (manual traverse, compatible with power turntable)
GO-LIFT-QR-TRLY-PTT-1000-ASSY	1000 lbs capacity (manual traverse, compatible with power turntable)

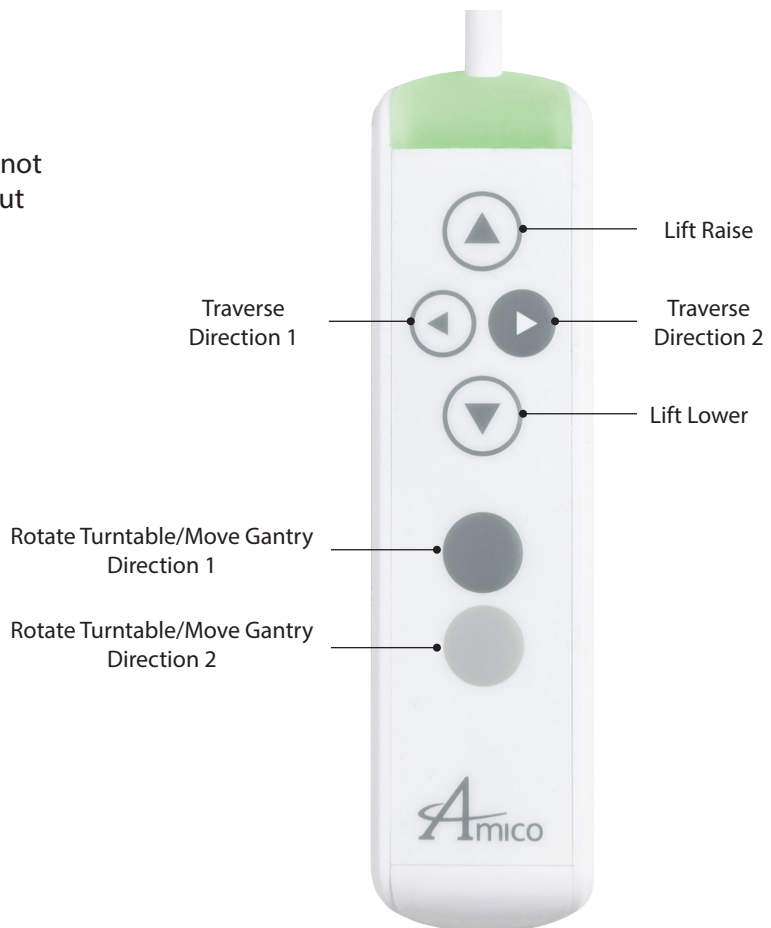
Features

- Maximum traverse speed: 3.64"/s.
- Weight: 3lbs
- Soft start & soft stop: accelerates and decelerates to minimize patient swing.
- Designed for continuous operation.
- Transfer power from the lift up to the power turntable & power gantries if available.
- Compatible with any Amico track.
- Return home function is available to automatically move the lift back to end stop position.

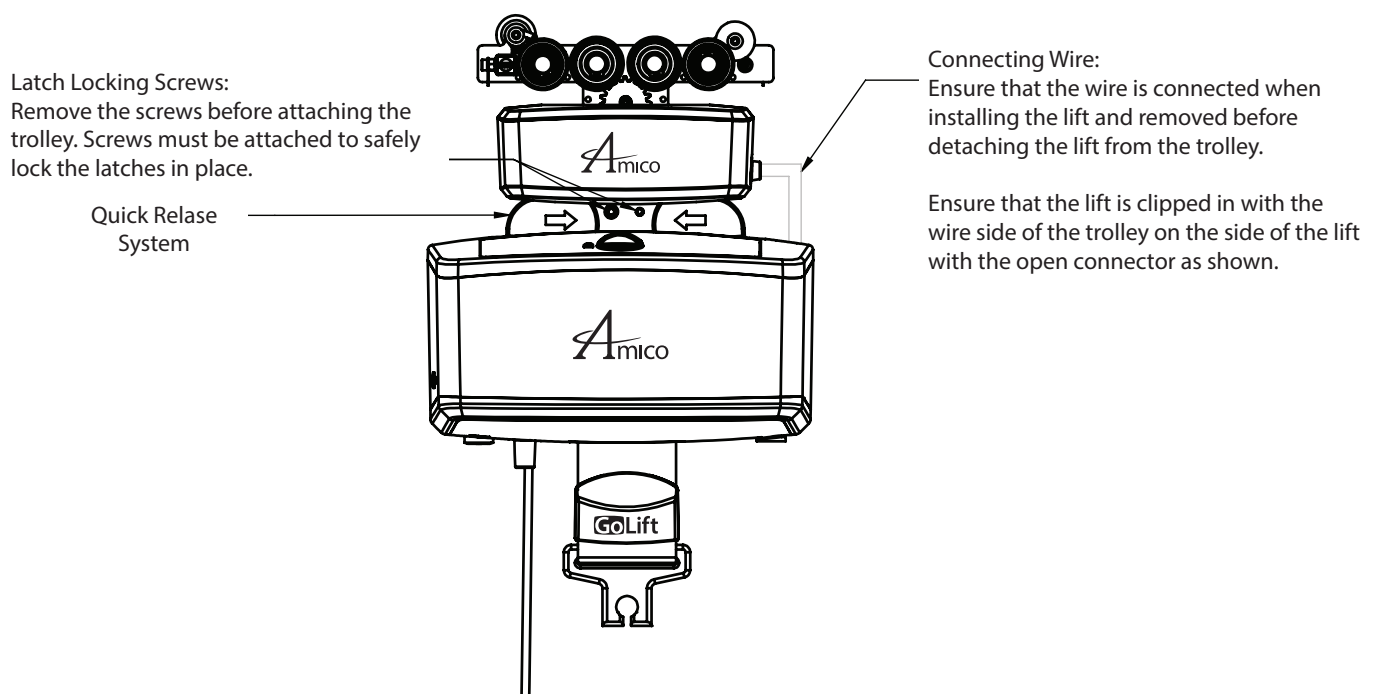
GoLift Power Traverse Trolley

Operate with the Lift Hand Control

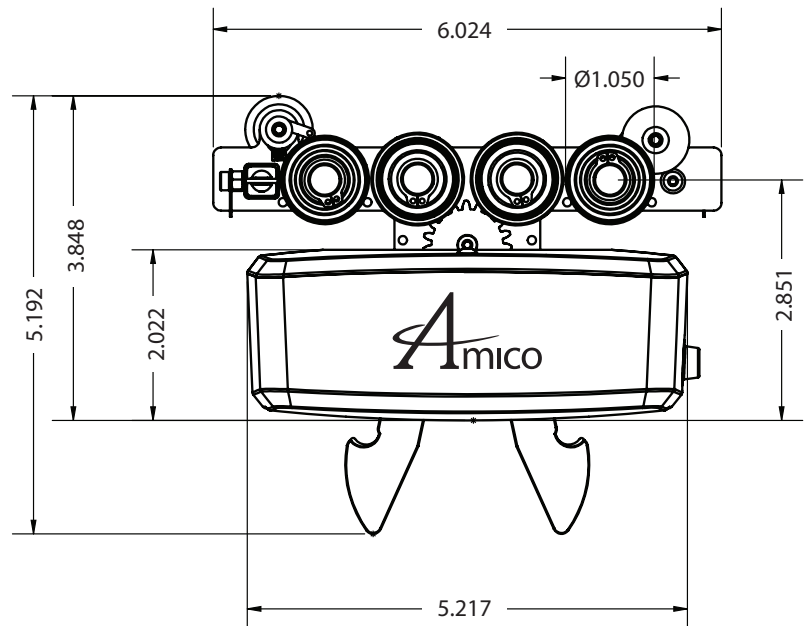
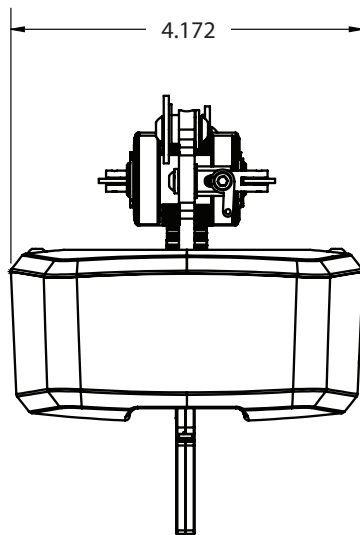
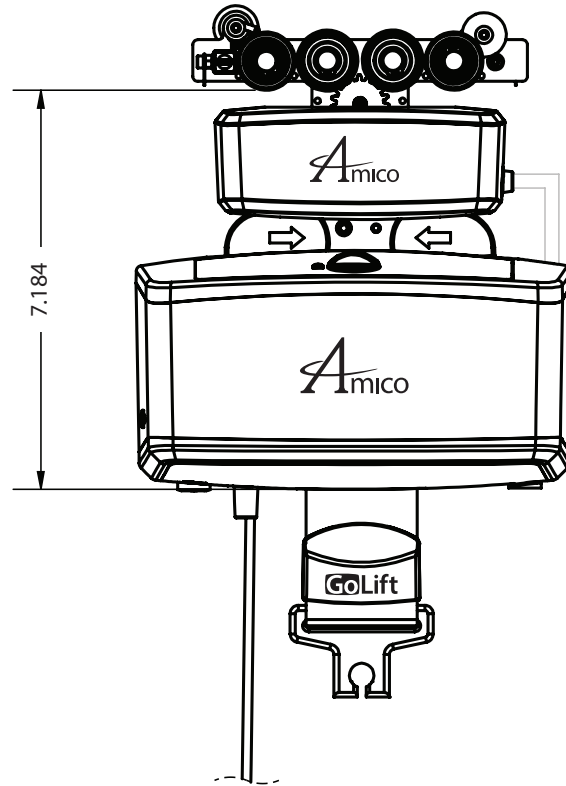
All functions can be accessed through the lift hand control. If the applicable track module is not available, the lift will still register the button, but nothing will happen.



How to Connect to the Lift



Dimensions



*Dimensions are shown in inches

Amico Mobility Solutions Corporation | www.amico.com
 122-B East Beaver Creek Road, Richmond Hill, ON L4B 1G6, Canada | 600 Prime Place, Hauppauge, NY 11788, USA
 Toll Free Telephone: 1.877.462.6426 | Toll Free Fax: 1.866.440.4986 | Telephone: 905.764.0800 | Fax: 905.764.0862

AMO-PO-GOLIFT-POWER-TRAVERSE-TROLLEY 11.06.2024

EC REP AJW Technology Consulting GmbH
 Breite Str. 3, 40213 Düsseldorf, Germany

