

# Delivery Carts

## Leo Series



DC-LTDD-2X-YYP1F2X

### Features

- Available in laminate or seamless Thermofoil materials
- Custom dimensions available
- Different drawer/cupboard configurations available
- 4" (10.2 cm) casters (2 locking, 2 non-locking)

### Options

- Pass through drawers
- Drawer dividers
- Single or dual flip up surfaces
- Cut-outs for bathing tubs
- Different drawer lock options

## Configuration Examples



DC-LLDX-01-YYF2P1



DC-LTD3-01-YYF2X



DC-LTDX-01-YYF1



DC-LLDD-01-YYF2

# Customize Your Delivery Carts



## Standard Configurations



2 DRAWERS



3 DRAWERS



CUPBOARD/DRAWER

## Options



Pass Through  
Drawer



Flip Up  
Surface



Drawer  
Divider



Key  
Lock



Punch Code  
Lock




Electronic  
Lock

## Drawer/Door Fronts



Flat



Bevelled\*



Convex\*



Shaker\*

\*Only available in Thermofoil material.

## Hardware



Modern Stainless Steel  
Pull



Stainless Steel  
Knob



Brushed Nickel  
Pull



Modern Brass  
Pull



Brass  
Knob


## Standard Finishes\*\*



Hard Rock  
Maple



Candlelight




Dolce  
Vita



Medium  
Oak



Chocolate  
Pear



Snow  
White



Richmond  
Grey

\*\*Custom colors are available, please contact us for details.

## Standard Dimensions

	Height	Width	Depth	Flip Table Width:
<b>Leo Series</b>	35.25" (89.5 cm)	29" (73.7 cm)	24.5" (62.2 cm)	15" (38.1 cm)

\*\*Custom dimensions are available, please contact us for details.