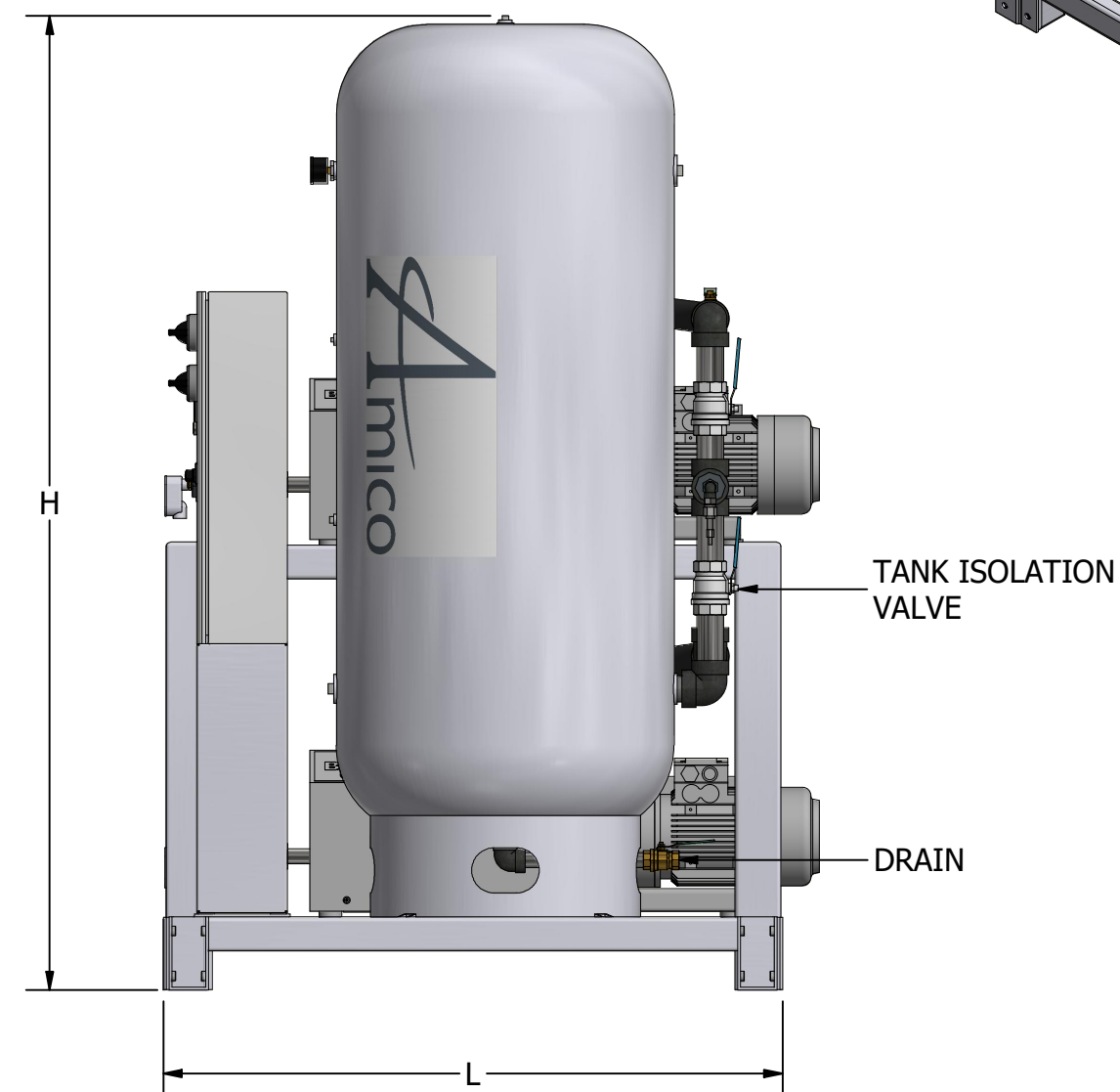
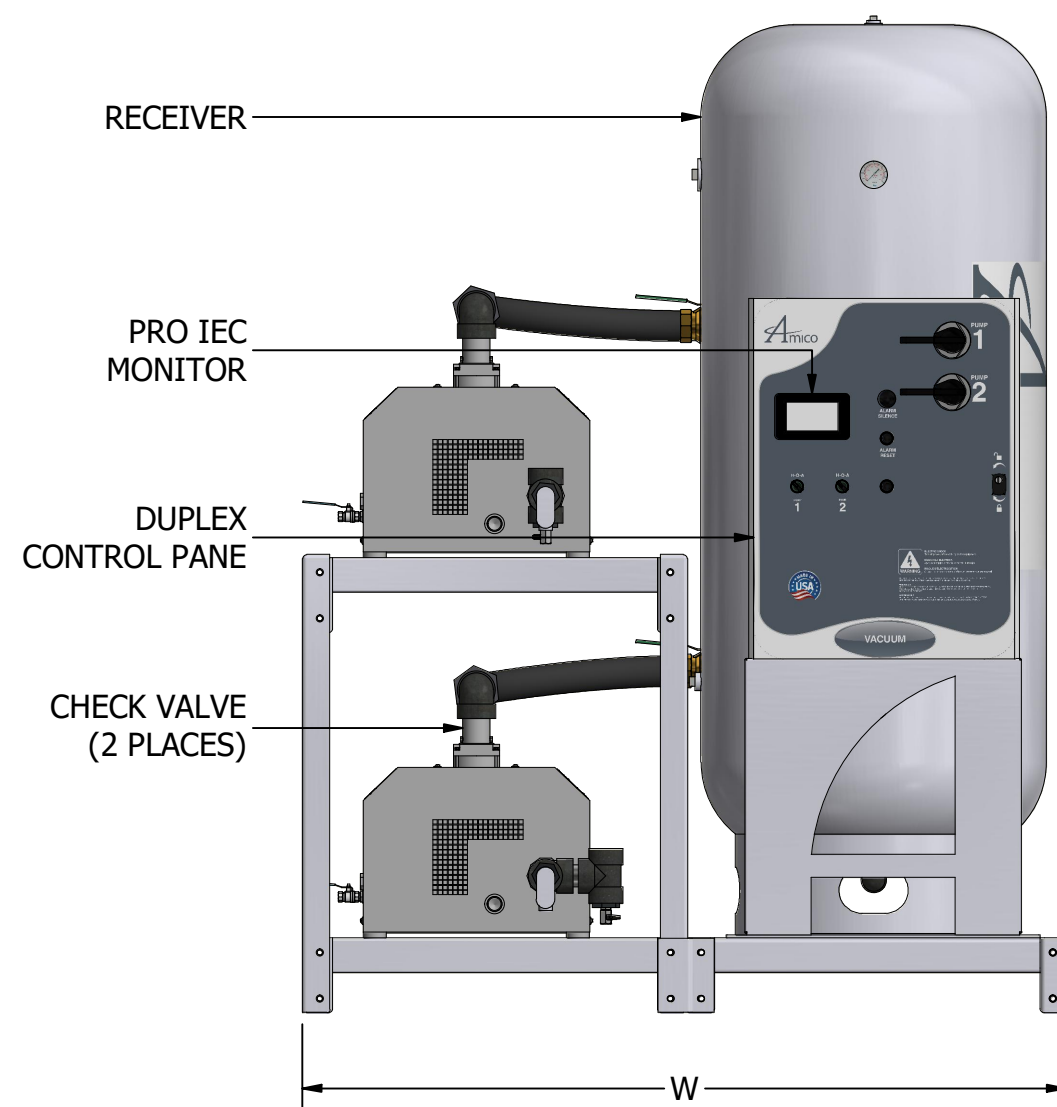

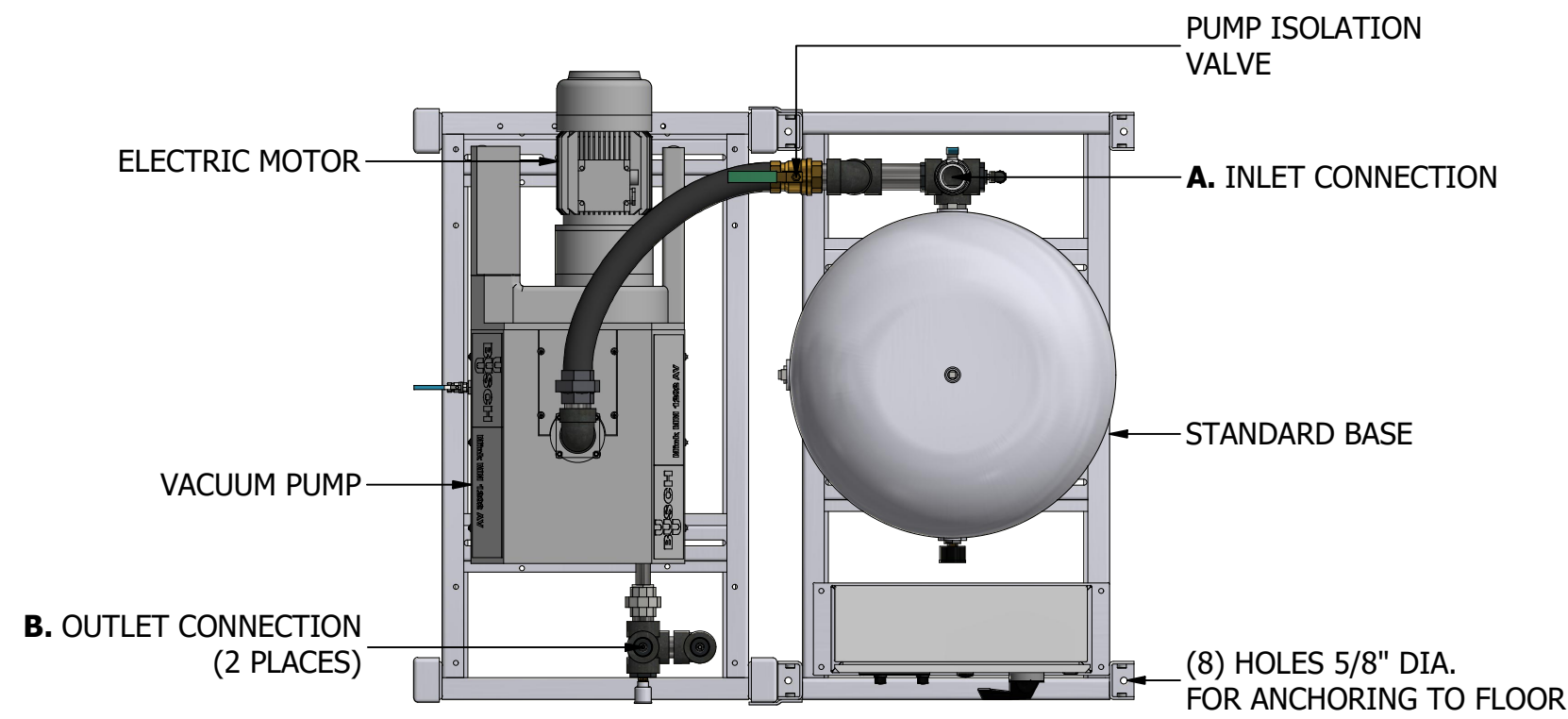


CONTACTLESS CLAW - DRY DUPLEX STACK MOUNTED VACUUM SYSTEM (2.0 HP - 15.0 HP)



DIMENSIONS SUBJECT TO CHANGE WITHOUT NOTICE

MODEL	HP (kW)	A INLET NPT	B OUTLET NPT	TANK SIZE GALLON (LITRE)	PUMP SCFM @ 19" HG (LPM)		NFPA SYSTEM CAPACITIES WITH ONE COMPRESSOR ON STANDBY @ 19" HG (LPM)		WEIGHT IN LBS (KG)	SQ. FT. REQUIRED (M ²)	SYSTEM FLA (WITH ALL PUMPS RUNNING)				SYSTEM BTU/HR	SOUND LEVEL dB (A)	W (M)	L (M)	H (M)
					50 Hz Motor	60 Hz Motor	50 Hz Motor	60 Hz Motor			208V	230V	380V**	460V					
V-CCD-D-200P-SS-N-020*	2 (1.49)	1.25	1.5	200 (757)	13.3 (377)	16.0 (453)	13.3 (377)	16.0 (453)	2083 (945)	25.6 (2.38)	16	15	8	8	5,089	70	67 (1.70)	55 (1.40)	91 (2.31)
V-CCD-D-200P-SS-N-030*	3 (2.24)	1.25	1.5	200 (757)	17.5 (496)	21.0 (595)	17.5 (496)	21.0 (595)	2105 (955)	25.6 (2.38)	23	21	10	10	7,633	70	67 (1.70)	55 (1.40)	91 (2.31)
V-CCD-D-200P-SS-N-040*	4 (2.98)	1.25	1.5	200 (757)	24.2 (685)	29.0 (821)	24.2 (685)	29.0 (821)	2082 (945)	25.6 (2.38)	25	22	12	11	10,178	79	67 (1.70)	55 (1.40)	91 (2.31)
V-CCD-D-200P-SS-N-050*	5 (3.73)	1.25	1.5	200 (757)	31.7 (898)	38.0 (1076)	31.7 (898)	38.0 (1076)	2105 (955)	25.6 (2.38)	30	27	12	13	12,722	79	67 (1.70)	55 (1.40)	91 (2.31)
V-CCD-D-200P-SS-N-064	6.4 (4.77)	2.0	1.5	200 (757)	43.3 (1226)	52.0 (1472)	43.3 (1226)	52.0 (1472)	2303 (1045)	28.4 (2.64)	37	36	20	18	16,284	79	67 (1.70)	61 (1.55)	91 (2.31)
V-CCD-D-200P-SS-N-075*	7.5 (5.59)	2.0	1.5	200 (757)	54.2 (1535)	65.0 (1841)	54.2 (1535)	65.0 (1841)	2325 (1055)	28.4 (2.64)	48	38	21	19	19,083	79	67 (1.70)	61 (1.55)	91 (2.31)
V-CCD-D-200P-SS-N-090*	9 (6.71)	2.0	2.0	200 (757)	64.2 (1818)	77.0 (2180)	64.2 (1818)	77.0 (2180)	2529 (1147)	30.7 (2.86)	50	44	24	22	22,900	82	67 (1.70)	66 (1.68)	91 (2.31)
V-CCD-D-200P-SS-N-100*	10 (7.46)	3.0	2.5	200 (757)	72.5 (2053)	87.0 (2464)	72.5 (2053)	87.0 (2464)	2679 (1215)	38.6 (3.59)	58	51	30	26	25,444	83	67 (1.70)	83 (2.11)	91 (2.31)
V-CCD-D-200P-SS-N-150*	15 (11.2)	3.0	2.5	200 (757)	107.5 (3044)	129.0 (3653)	107.5 (3044)	129.0 (3653)	2801 (1271)	38.6 (3.59)	85	74	31	37	38,166	82	67 (1.70)	83 (2.11)	91 (2.31)

*SYSTEM CONFIGURATION DIFFERS FROM MODEL SHOWN

**380 VOLT DATA PROVIDED AT 50HZ
ALL OTHER VOLTAGES ARE RATED AT 60 HZ

ADDITIONAL MODELS AVAILABLE UPON REQUEST



600 Prime Place, Hauppauge
NY 11788, USA
Direct Tel: 905.764.0800
Tel: 1.877.462.6426
Fax: 1.866.440.4986